

Signify Classified - Internal  
Cooper Lighting Solutions Photometric Lab  
1121 Highway 74 South  
Peachtree City, GA 30269



Scaled data based on original data using  
LM-79-08 Approved Method: Electrical and Photometric Measurements of Solid-  
State Lighting Products

Test Report Prepared for  
Cooper Lighting Solutions  
(formerly Eaton)

Brand: STREETWORKS

Report Number: P366886

Luminaire Tested: **PMM-SA1C-730-U-5NQ**

Issue Date: 12/2/2019

Report Generated By 670245982

**Test Information**

Test Method: LM-79-08  
Report Number: P366886  
TEST IS SCALED FROM IESNA LM-79-08 TEST DATA (G2-1910-543-5)  
Test Lab: INNOVATION CENTER  
Issue Date: 12/2/2019  
Manufacturer: COOPER LIGHTING SOLUTIONS (FORMERLY EATON)  
Product Line: STREETWORKS  
Catalog Number: PMM-SA1C-730-U-5NQ  
Description: MESA POST TOP DECORATIVE LUMINAIRE. (1) LIGHTSQUARES WITH 16 LEDS EACH AND TYPE V NARROW OPTICS.  
Light Source: -  
Ballast/Driver: ELECTRONIC DRIVER

**Summary**

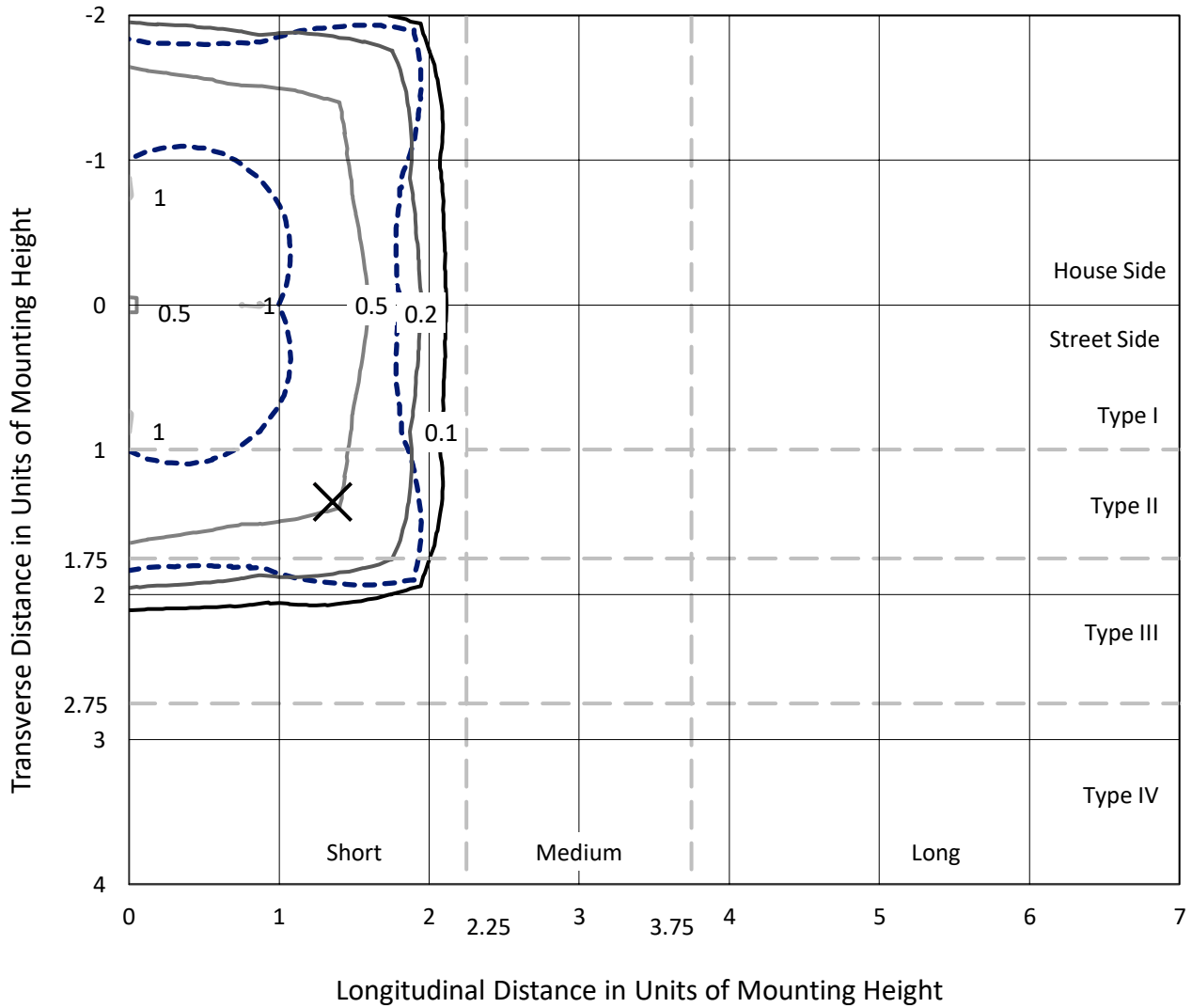
Lumens per Lamp: N/A  
Luminaire Lumens: 5845 lumens  
Efficiency: N/A  
Efficacy: 99.1 lumens/watt  
Luminous Opening: Rectangular (W 0.5' x L: 0.5' x H: 0')  
IES Classification: Type V - Short  
BUG Rating: B2 - U0 - G1  
  
Input Watts (W): 59  
Input Voltage (V): NR  
Input Current (Ain): NR  
Voltage Rise (V): NR  
Power Factor: NR  
Total Harmonic Distortion (THDi): NR  
Frequency (hertz): 60  
Stabilization Time: NR  
Operation Time: NR  
Ambient Temperature (°C): NR  
Test Distance: 28.75 FT



REPORT NUMBER: P366886  
 CATALOG NUMBER: PMM-SA1C-730-U-5NQ

### Iso-Footcandle Lines of Horizontal Illumination

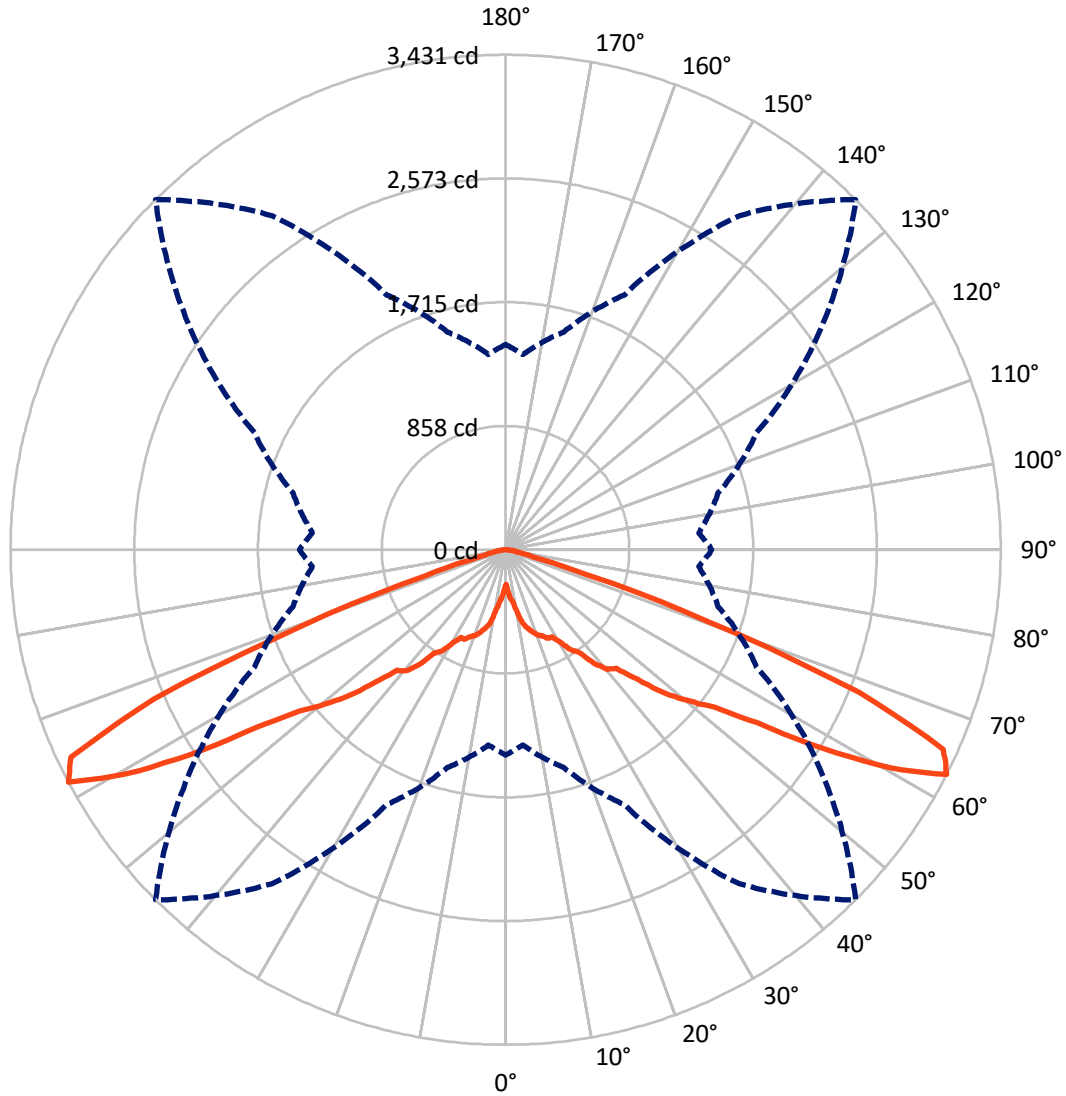
× Max cd  
 - - - 1/2 Max cd



Based on 25 foot mounting height. Maximum calculated value = 1 fc  
 Type V - Short - N/A

REPORT NUMBER: P366886  
CATALOG NUMBER: PMM-SA1C-730-U-5NQ

### Luminous Intensity Polar Plot



— Vertical Plane Through 45-Deg Lateral    - - - Horizontal Cone Through 62.5-Deg Vertical

REPORT NUMBER: P366886  
 CATALOG NUMBER: PMM-SA1C-730-U-5NQ

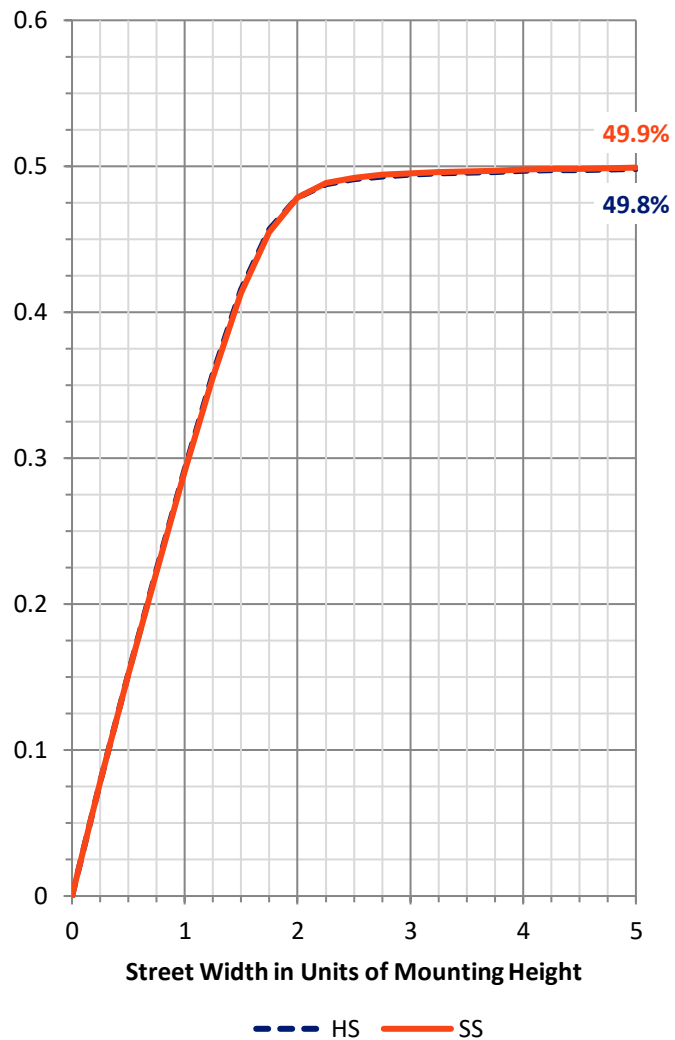
**FLUX DISTRIBUTION:**

		Downward	Upward	Total
<b>House Side</b>	Lumens	2922.5	0.0	2922.5
	% Fixture	50.0	0.0	50.0
<b>Street Side</b>	Lumens	2922.5	0.0	2922.5
	% Fixture	50.0	0.0	50.0
<b>Total</b>	Lumens	5845.0	0.0	5845.0
	% Fixture	100.0	0.0	100.0

**ZONAL LUMENS:**

Zone	Lumens	% Fixture
0°-10°	36.0	0.6
10°-20°	158.8	2.7
20°-30°	332.9	5.7
30°-40°	627.2	10.7
40°-50°	1138.3	19.5
50°-60°	1923.3	32.9
60°-70°	1437.8	24.6
70°-80°	160.8	2.8
80°-90°	29.9	0.5
90°-100°	0.0	0.0
100°-110°	0.0	0.0
110°-120°	0.0	0.0
120°-130°	0.0	0.0
130°-140°	0.0	0.0
140°-150°	0.0	0.0
150°-160°	0.0	0.0
160°-170°	0.0	0.0
170°-180°	0.0	0.0
0°-90°	5845.0	100.0
0°-180°	5845.0	100.0

**Coefficient of Utilization**

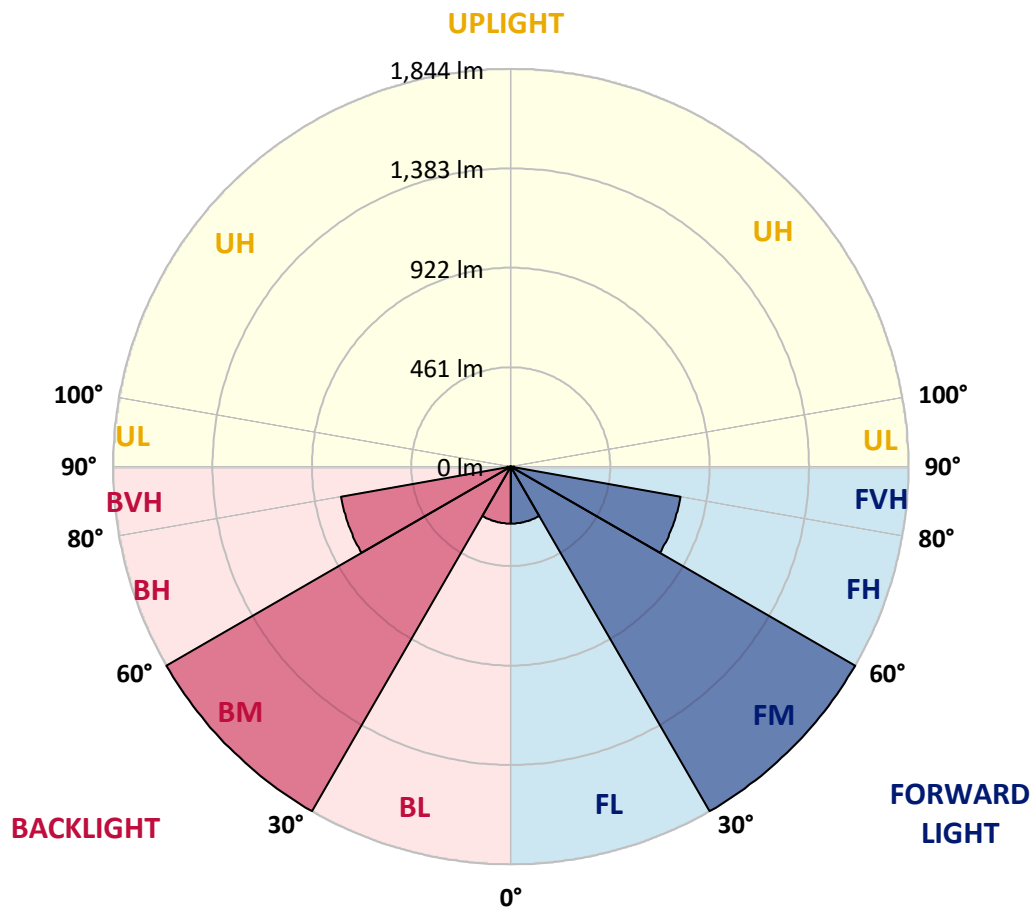


REPORT NUMBER: P366886  
 CATALOG NUMBER: PMM-SA1C-730-U-5NQ

**LUMINAIRE CLASSIFICATION SYSTEM LUMEN TABLE AND BUG RATING:**

Zone	Lumens	% Fixture	Zone Rating/Lumen Limit		
			B	U	G
FL (0°-30°)	263.8	4.5			
FM (30°-60°)	1844.4	31.6			
FH (60°-80°)	799.3	13.7			G1/1800
FVH (80°-90°)	15.0	0.3			G1/100
BL (0°-30°)	263.8	4.5	B1/500		
BM (30°-60°)	1844.4	31.6	B2/2500		
BH (60°-80°)	799.3	13.7	B2/1000		G1/1800
BVH (80°-90°)	15.0	0.3			G1/100
UL (90°-100°)	0.0	0.0		U0/0	
UH (100°-180°)	0.0	0.0		U0/0	

**BUG Rating: B2-U0-G1**  
 Type V Short





REPORT NUMBER: P366886  
 CATALOG NUMBER: PMM-SA1C-730-U-5NQ

**CANDELA DISTRIBUTION (FULL):**

	0°	5°	15°	25°	35°	45°	55°	65°	75°	85°	90°
0°	239.0	239.0	239.0	239.0	239.0	239.0	239.0	239.0	239.0	239.0	239.0
2.5°	290.6	285.4	267.0	273.5	280.1	279.2	277.5	272.5	268.0	286.8	290.6
5°	370.5	358.6	352.2	346.9	345.8	332.9	350.5	348.6	354.6	364.5	374.3
7.5°	434.2	423.0	406.2	402.6	383.3	369.1	384.3	403.1	409.0	427.3	438.3
10°	457.5	447.8	450.9	434.9	434.0	438.0	434.7	439.0	454.7	452.5	460.6
12.5°	509.8	511.5	501.5	497.5	505.6	523.2	508.2	502.9	499.1	515.3	520.3
15°	558.8	568.6	552.2	549.5	546.2	562.6	546.5	554.3	561.2	564.5	562.6
17.5°	628.3	628.7	610.4	581.2	592.1	597.3	590.2	576.7	609.2	625.6	626.6
20°	673.9	675.6	639.4	593.8	624.7	629.4	625.9	597.6	640.9	668.2	667.0
22.5°	723.1	717.4	668.4	635.2	646.1	648.9	641.3	637.8	668.2	717.9	710.5
25°	756.2	766.7	717.9	696.5	687.2	680.6	690.3	692.2	723.4	768.6	743.6
27.5°	835.1	817.1	740.7	748.8	729.1	684.1	726.9	750.5	743.8	820.9	839.7
30°	905.3	905.8	798.8	814.2	777.6	741.2	787.6	821.6	813.3	912.0	894.1
32.5°	994.9	998.3	898.9	857.5	832.8	825.9	820.2	857.7	909.6	989.5	991.1
35°	1091.7	1120.3	985.2	941.7	899.6	869.1	902.0	954.0	987.8	1115.5	1092.9
37.5°	1280.3	1232.3	1121.7	1039.9	1013.0	1000.9	1018.2	1048.4	1121.5	1231.6	1270.3
40°	1391.8	1378.5	1228.0	1159.5	1055.8	1088.2	1078.6	1161.4	1221.8	1386.1	1389.7
42.5°	1562.3	1495.3	1360.0	1272.9	1179.7	1123.6	1183.0	1294.1	1367.1	1506.0	1571.6
45°	1697.2	1611.1	1506.7	1440.6	1322.9	1281.3	1302.7	1444.9	1536.4	1631.8	1718.1
47.5°	1846.3	1753.0	1648.6	1531.2	1416.3	1484.1	1446.3	1571.4	1660.8	1797.5	1878.4
50°	2033.6	1930.4	1796.8	1699.8	1623.7	1647.5	1641.5	1730.7	1841.0	1965.6	2057.4
52.5°	2240.1	2123.3	1994.4	1904.3	1872.2	1813.2	1890.3	1926.9	2008.2	2122.3	2230.1
55°	2384.4	2267.6	2189.6	2218.7	2210.1	2115.4	2183.0	2186.8	2147.5	2188.7	2297.1
57.5°	2362.0	2250.5	2239.8	2349.4	2513.3	2604.8	2500.4	2276.0	2129.0	2109.7	2224.6
60°	2065.3	1969.9	2067.9	2315.2	2792.5	3071.2	2669.3	2208.7	1966.6	1866.5	1977.3
62.5°	1423.2	1358.8	1561.9	1948.5	2826.0	3430.9	2663.1	1919.3	1525.2	1343.6	1429.6
65°	674.6	651.3	822.8	1235.4	2354.0	3334.9	2326.6	1298.6	877.9	701.3	720.8
67.5°	253.7	242.1	302.0	545.7	1482.7	2645.0	1564.0	640.6	339.6	264.0	273.0
70°	144.1	135.8	143.6	199.0	596.9	1498.1	674.6	219.7	144.3	131.5	140.1
72.5°	113.4	107.0	108.2	120.3	205.9	588.1	218.3	125.3	104.9	99.6	107.2
75°	93.7	88.0	87.7	94.4	120.1	191.0	123.4	95.8	84.9	81.1	87.3
77.5°	74.4	71.1	72.1	77.3	86.1	106.8	89.4	77.5	69.7	65.2	69.4
80°	54.5	54.0	57.8	62.5	64.2	71.8	67.1	62.5	55.6	49.2	50.9
82.5°	35.7	35.9	43.0	46.8	46.1	45.9	48.0	47.8	41.6	32.6	32.6
85°	20.5	20.9	26.4	29.5	29.0	23.1	30.4	30.7	26.6	19.7	19.0
87.5°	6.7	8.3	11.4	12.1	11.7	6.4	11.7	12.8	11.7	8.3	7.4
90°	0.0	0.0	0.0	0.0	0.0	0.0	0.0	0.0	0.0	0.0	0.0

(END OF REPORT)